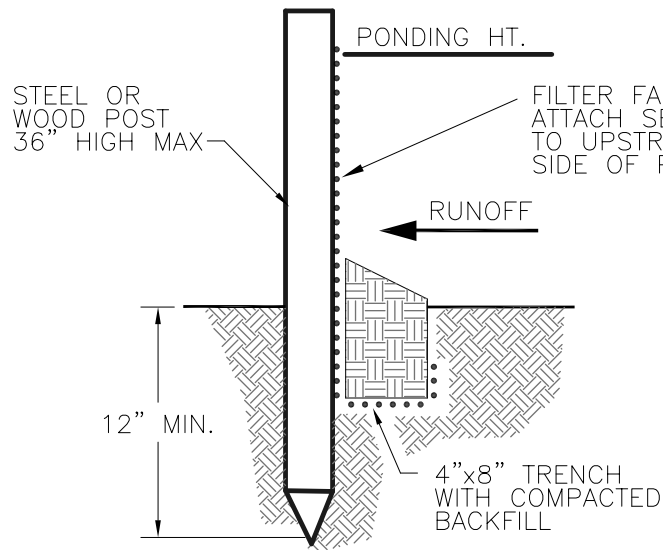
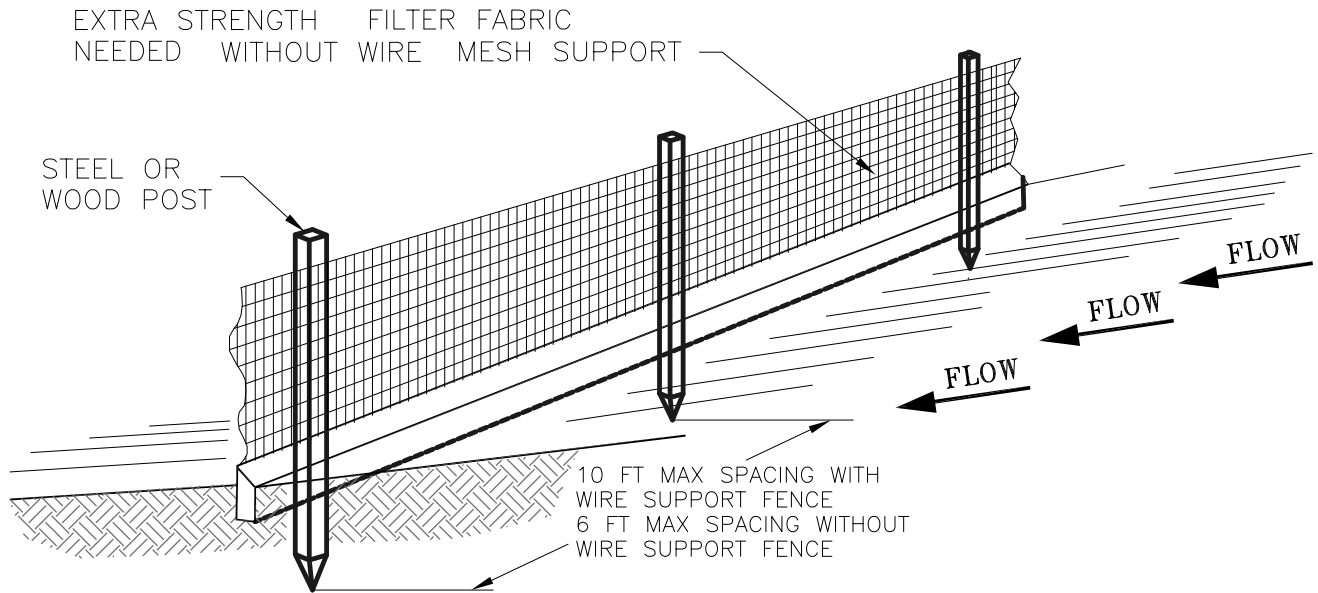
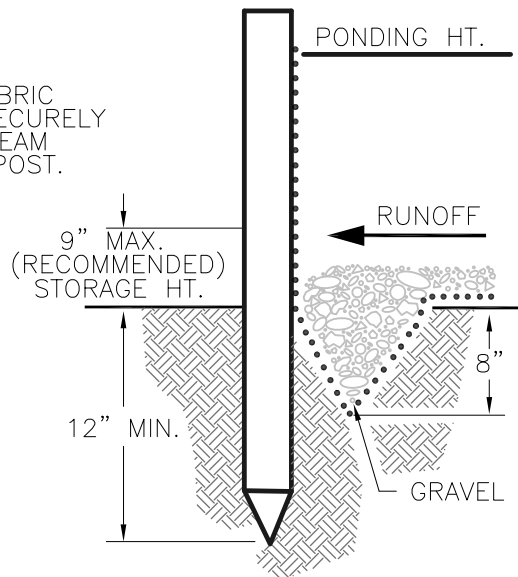


SILT FENCE



STANDARD DETAIL
TRENCH WITH NATIVE BACKFILL



ALTERNATE DETAIL
TRENCH WITH GRAVEL

NOTE:

1. INSPECT AND REPAIR FENCE AFTER EACH STORM EVENT AND REMOVE SEDIMENT WHEN NECESSARY. 2. REMOVED SEDIMENT SHALL BE DEPOSITED TO AN AREA THAT WILL NOT CONTRIBUTE SEDIMENT OFF-SITE AND CAN BE PERMANENTLY STABILIZED. 3. SILT FENCE SHALL BE PLACED ON SLOPE CONTOURS TO MAXIMIZE PONDING EFFICIENCY.

4. SILT FENCES AND FILTER BARRIERS SHALL BE INSPECTED WEEKLY AND AFTER EACH SIGNIFICANT STORM (1-IN. IN 24 HR.). ANY REQUIRED REPAIRS SHALL BE MADE IMMEDIATELY. SEDIMENT SHOULD BE REMOVED WHEN IT REACHES A MAXIMUM HEIGHT OF 6-IN. REMOVED SEDIMENT SHALL BE PLACED AT A LOCATION WHICH WILL NOT ERODE FROM THE SITE.